



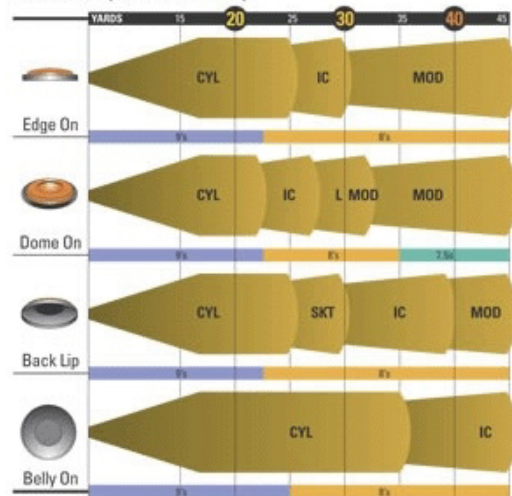
BRILEY

A Legacy of Shooting Innovation.

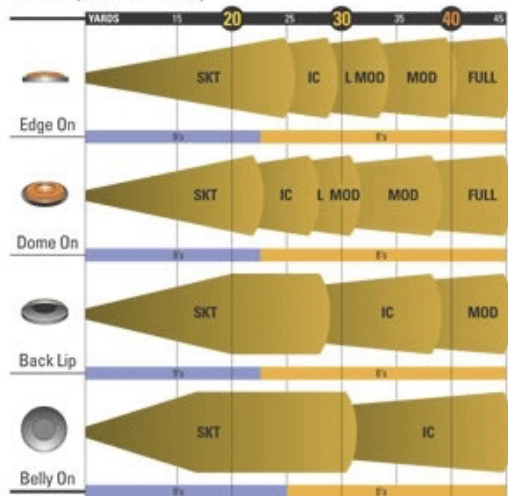
Sporting Clays Choke Chart

Choke Constrictions – CYL .000 SKT .005 IMP CYL .010 LT MOD .015 MOD .020 IMP MOD .025 LT FULL .030 FULL .035 EXT FULL .040

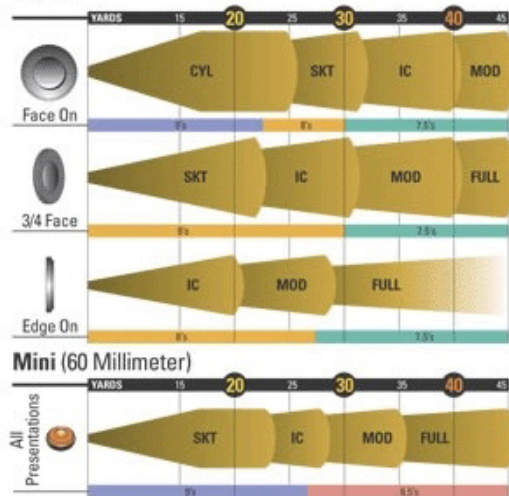
Standard (108 Millimeter)



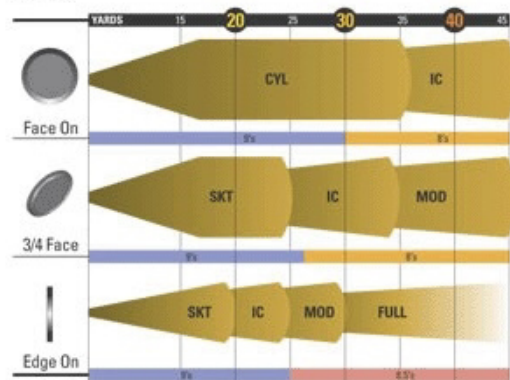
Middi (90 Millimeter)



Rabbit



Battue



Selecting Choke and Load

1. Determine what kind of target is being thrown.
2. View target to determine which profile is being presented. Find that profile on chart.
3. Estimate distance and select choke and shot size.